

AIRWAVE - TOUCHLESS SWITCH SYSTEM



The AIRWAVE SWITCH SYSTEM has been designed specifically to allow touchless activation of automatic doors, call points and even lighting controls. AIRWAVE is suitable for use in hospitals, food processing areas, chemical and pharmaceutical plants and other sterile environments where hygiene and the avoidance of cross contamination is essential. AIRWAVE can be sited behind glass and still operate effectively.

Manufactured to the highest standard and offering reliable operation, AIRWAVE not only offers touchless control but audible and visual signals assisting with DDA compliance. The entire face plate is active and easy to use.

The durable "Wipe Clean" face plates are manufactured from high quality acrylic. The encapsulated screen printing is non-toxic. SMD designed circuit boards utilise state of the art components and provide reliable continuous operation.

The high visibility "White Light" LED has 11 custom settings offering significant versatility. The integral sounder has volume control built-in.

AIRWAVE is not affected by sunlight, rain or insects. Multiple units can be situated in close proximity without interference.

Options include:-

Models to suit virtually every application
Durable ABS Surface mounting boxes
Glass mounting kits
Custom print designs including corporate logos
Battery powered versions

Specifications

Finish

- Durable acrylic wipe clean face plate
- Encapsulated non-toxic screen printing

Dimensions

- Square 152mm x 152mm x 45mm
- Square 115mm x 115mm x 45mm
- Jamb style 38mm x 155 x 45mm
- Abex 100mm x 80mm x 30mm
- Ospel 75mm x 75mm x 30mm
- Round 110mm diameter (not shown)

Power Supply

- 12/24 volt AC or DC (<55mA consumption)
- Battery version <110uA (quiescent)

Operating Temperatures

- -20°C to +55°C
- IP rating 635

Adjustments

- Sensitivity range 0 - 10cm range
- Sounder volume
- Relay hold time 0.5 - 10 seconds

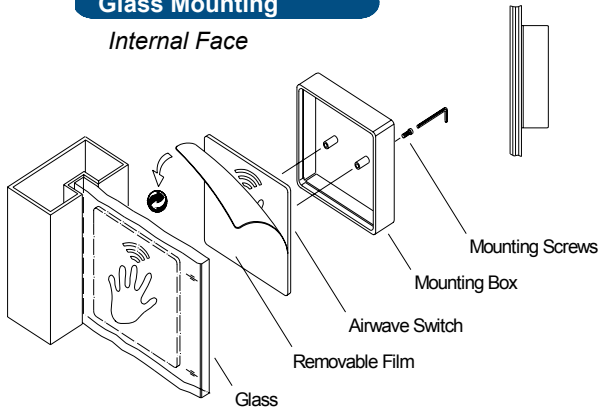
Output

- Form C relay (Common, N/O and N/C)
- Relay contact rating Max. 100mA @ 50V

INSTALLATION OPTIONS

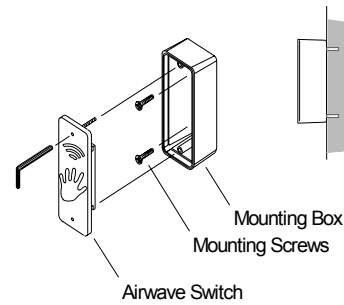
Glass Mounting

Internal Face



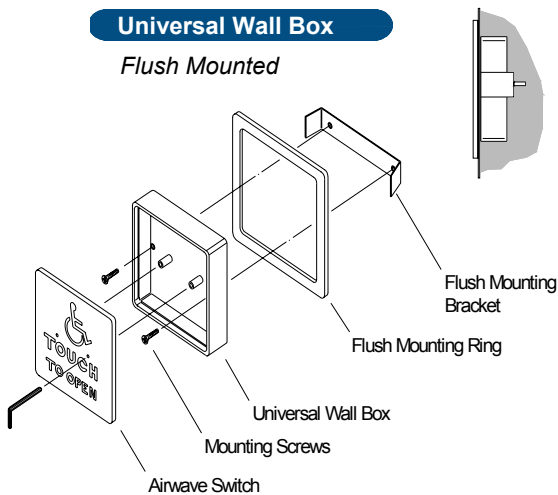
Jamb Box

Surface Mounted



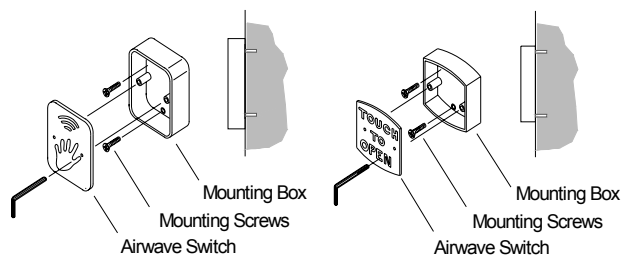
Universal Wall Box

Flush Mounted



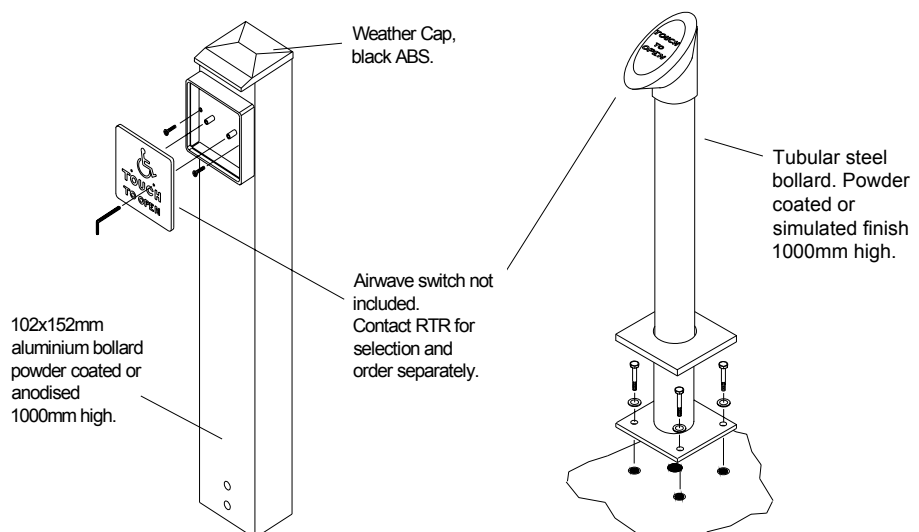
Abex and Ospel

Surface Mounted



BOLLARD ASSEMBLIES

Our range of Post (Bollard) Assemblies are designed to accommodate any of our push pad switches. Bespoke manufactured to suit customers requirements, available in Steel, Stainless Steel or Aluminium.



PRODUCT DATA SHEET